




COMMERCIAL SUPPLY DISTRIBUTORS

Solid Pine Furniture

Quality Contract Furnishings



Who we serve ...

Fire stations



Treatment centers



Group homes



Schools




Conference centers



Employee housing



Correction facilities



Recreation facilities



CSD can furnish common areas, reception areas, dorm rooms, study labs, and recreation and game rooms.

Commercial Supply Distributors commitment to our customers ...

- Customer service
- Quality construction
- Competitive pricing
- Timely deliveries
- Product guarantee

Contents

Living Room	2-3
Dining Room and Kitchen	4-5
Bedroom and Storage	6-9
Study and Recreation	10-11
Features and Options	12-13

On the cover – top: Large Bookcase (#461), End Table (#211), Classic Loveseat (#121), Corner Table (#231) Classic Sofa (#131), Coffee Table (#221) and Ottoman (#101)
On the cover – bottom: Pickett Chair (#112), Custom Wardrobe (#750) and two Three Drawer Chests (#331) under a Open Junior Loft Bed (#606)

Living Room



Pickett Style Loveseat (#122), Sofa (#132) and Chair (#112) with Arm Caps (#940), Video Cabinet (#481), Small Framed Mirror (#811), and Cocktail Table (#251)

Sofas, Loveseats, Chairs, Ottomans and Tables...

CSD's affordable line of durable wood furniture adds a touch of home to any setting. With 3-ply side and back panels, our solid wood furniture is virtually indestructible and will give you years of maintenance-free use. Raised fronts on all of our sofas, loveseats and chairs make for easy cleaning under these pieces. Designs are available in both the traditional closed-end Classic style and the open-sided Pickett style.













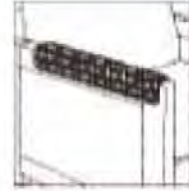
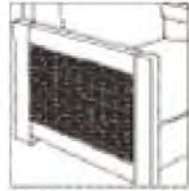






Ottoman (#101), Classic Loveseat (#121) with Throw Pillow (#970) and TV Cart (#821)

Seating cushions are reversible, zippered for easy removal and can be replaced when they become worn or damaged. Our standard cushion foam meets California TB #117 code. Optional foams and fabrics that meet more stringent fire codes are available. We offer a large selection of contract-grade fabrics and vinyls from which to choose, including wear resistant Crypton® fabrics.

ASK US

Do your cushions need moisture barriers?

CSD can address most fabric requirements.

					
131 - CLASSIC SOFA 76"w x 32"d x 26"h	133 - CLASSIC SLEEP SOFA 76"w x 36"d x 26"h	121 - CLASSIC LOVESEAT 52"w x 32"d x 26"h	123 - CLASSIC SLEEP LOVESEAT 52"w x 36"d x 26"h	111 - CLASSIC CHAIR 28"w x 32"d x 26"h	101 - OTTOMAN 27"w x 17"d x 15"h
					
132 - PICKETT SOFA 76"w x 30"d x 26"h	122 - PICKETT LOVESEAT 52"w x 30"d x 26"h	112 - PICKETT CHAIR 28"w x 30"d x 26"h	930 - BOLSTERS (SET)	940 - ARM CAPS (SET)	950 - END PANELS (SET)
					
970 - THROW PILLOW (EACH)	211 - END TABLE 28"w x 21"d x 20"h	231 - CORNER TABLE 28"w x 28"d x 24"h	221 - COFFEE TABLE 42"w x 21"d x 19"h	241 - LIBRARY TABLE 45"w x 18"d x 25"h	251 - COCKTAIL TABLE 39"w x 32"d x 19"h

Furniture Features...

- an inner-frame seating platform built into our sofas, loveseats and chairs for improved stability and extended furniture wear
- fabrics, vinyls and foam which meet or exceed the specifications in California Technical Bulletin #117 flammability test
- a hand-rubbed penetrating oil finish which is standard for our furniture
- Scotchgard® and Teflon® coatings for fabric protection

In addition to our standard features, the following options are available:

- matching arm caps and side panels for a softer look and feel
- cable cushion attachment for security
- high-density, flame retardant foam
- moisture-guard liners for cushions, fluid-proof, zippered for easy removal and cleaning
- Crypton® fabrics which are abrasion, moisture, odor, stain and bacteria resistant
- laminate table tops for easy cleaning
- a lacquer finish for increased wood protection



Bolster (#930) and Corner Table (#231)



Classic style chair (#111) with Arm Caps (#940) and End Panels (#950)

Dining Room and Kitchen



Six Seat Dining Table (#271), Large Bench (#130) and Arm Dining Chair with fabric seat and back (#115), Hutch (#430) and Utility Cart (#831)

Chairs, Tables, Benches, Carts and Hutches...

CSD's dining room furniture has multiple pieces to meet your individual needs. Although it is built to withstand the toughest environments, its practical good looks will make everyone feel comfortable. It is designed for dining rooms and kitchens, but is versatile enough to also fit into a game or recreation room. Our tables come in a variety of sizes and with our standard hand rubbed oil finish. A more protective lacquer finish or the laminate inlay finish are available as options.

If any item has been abused and is damaged, CSD can replace most parts to extend the life of your furniture. Our durable construction will give you many years of use.



*Dining Chair-Side (#116)
wood seat and back*



*Dining Chair-Side (#116)
fabric seat and wood back*



*Dining Chair-Side (#116)
fabric seat and back*



*Dining Chair-Arm (#115)
fabric seat and back*

					
116-DINING CHAIR-SIDE (FABRIC SEAT & BACK) 21"w x 22"d x 32"h	116-DINING CHAIR-SIDE (FABRIC SEAT, WOOD BACK) 21"w x 22"d x 32"h	116-DINING CHAIR-SIDE (WOOD SEAT & BACK) 21"w x 22"d x 32"h	115-DINING CHAIR (ARM) (FABRIC SEAT & BACK) 21"w x 22"d x 32"h	116.2-DINING CHAIR (TWO POSITION-SIDE) 21"w x 26"d x 33"h	115.2-DINING CHAIR (TWO POSITION-ARM) 21"w x 26"d x 33"h
					
262-DINING TABLE (SEATS TWO) 36"w x 36"d x 29"h	261-DINING TABLE (SEATS FOUR) 48"w x 36"d x 29"h	271-DINING TABLE (SEATS SIX) 72"w x 36"d x 29"h	281-DINING TABLE (SEATS EIGHT) 93"w x 36"d x 29"h	130-LARGE BENCH (SEATS THREE) 58"w x 14"d x 17"h	120-SMALL BENCH (SEATS TWO) 36"w x 14"d x 17"h
					
831-UTILITY CART 38"w x 26"d x 38"h inside width: 34.5"	430-HUTCH 41"w x 19"d x 67"h	431-HUTCH TOP 40"w x 13"d x 36"h	471-HUTCH CABINET 41"w x 19"d x 31"h	110-STOOL (SEATS ONE) 21"w x 14"d x 17"h	

Furniture Features...

- tables in 2-, 4-, 6- and 8-seat sizes
- optional lacquer or laminate inlay finishes for dining tables
- adjustable shelves on the utility cart
- replacement parts for damaged furniture

ASK US

Do you want a table built to a specific width or length?

CSD will custom build items to your specifications.

An impressive array of dining and study chairs to fill every seating requirement...

CSD makes both arm and side chairs with either four legs or a two-position base. All chairs are available with solid

wood seats and backs or you can choose from our wide selection of fabrics and vinyls, including Crypton®. All seats and backs are replaceable and our fabric, vinyl and foam meet the California TB #117 flammability test.



Two Position Dining Chair-Side (#116.2)
fabric seat and back



Two Position Dining Chair-Arm (#115.2)
fabric seat and back

Bedroom and Storage



Student Desk (#541), Dining Chair-Side with wood seat and back (#116), Single Wardrobe (#711) and Classic Captain's Bed (#615)


Beds – Single, Double, Queen, Daybeds, Captain's Beds and Security Beds...

Organize your bedroom and storage space with our large selection of beds, wardrobes and chests. From space-saving loft units to traditional twin beds, CSD's furniture provides plenty of choices for combinations that suit your particular needs. Selections include a security bed for high risk patients. All feature sturdy solid wood construction and have finishes that are easy to maintain in any environment. Solid wood headboards and footboards have 3-ply construction; drawers have French dovetail construction. Every piece is designed to withstand many years of tough abuse.





CSD has mattresses to fit all the beds it manufactures, including special sizes.

ASK US

Do your mattresses require special coverings?
Our mattresses are available with an optional fluid-proof covering.



Open Bunk Bed (#602) shown without standard guard rails, Two Drawer Unit (#326)

					
611 - CLASSIC BED-SINGLE 79"w x 42"d x 39"h	621 - CLASSIC BED-DOUBLE 79"w x 57"d x 35"h	631 - CLASSIC BED-QUEEN 84"w x 64"d x 35"h	601TB - CLASSIC BED-DAYBED 79"w x 42"d x 29"h	614 - CLASSIC BED-LOWBOY 79"w x 42"d x 29"h	616 - CLASSIC BED-CONTRACT 79"w x 42"d x 18"h
	 Drawer-front facade is decorative only.				
615 - CLASSIC BED-CAPTAIN'S 79"w x 42"d x 39"h	617 - CLASSIC BED-SECURITY 79"w x 42"d x 19"h	612 - OPEN BED-SINGLE 79"w x 42"d x 39"h	613 - PICKETT BED-SINGLE 79"w x 42"d x 39"h	623 - PICKETT BED-DOUBLE 79"w x 57"d x 35"h	633 - PICKETT BED-QUEEN 84"w x 64"d x 35"h

Mattresses, Box Springs, and Platforms are not included in price of bedroom furniture.

Furniture Features...

- bunk bed units that can be converted into individual beds
- storage areas underneath Captain's beds, bunk beds and loft beds
- storage units that fit underneath our Classic contract bed and trundle bed
- french dovetail construction for durability

ASK US

Do you need an extra long bed or one for a narrow space?

CSD can custom build most beds to meet your specifications.

Six Drawer Chest (#361), Pickett Style Single Beds (#613), Blanket Chest (#473), Nightstand (#311), Four Drawer Chest (#341) and Small Framed Mirror (#812).



Bedroom and Storage



Bunk Beds, Loft Beds, Chests and Wardrobes...

























CSD gives you lots of choices for organizing your bedrooms and storage space. Each piece is designed with practicality and economy in mind. The solid wood construction and rubbed oil finishes makes them exceptionally sturdy and easy to maintain regardless of the environment. Safety features are built-in wherever possible. CSD will customize most furniture pieces to fit your specific space requirements.

ASK US

Do you need a narrower wardrobe, a wider wardrobe or one with more shelves?

CSD will custom build any wardrobe to your specifications.



					
602-OPEN BUNK BED 79"w x 42"d x 68"h	604-OPEN LOFT BED 79"w x 42"d x 68"h	606-OPEN JUNIOR LOFT 79"w x 42"d x 48"h (SHOWN WITH OPTIONAL CHESTS)	601-CLASSIC BUNK BED 79"w x 42"d x 68"h	603-CLASSIC LOFT BED 79"w x 42"d x 68"h	306-TRUNDLE UNIT 74"w x 42"d x 11"h
					
326-DRAWER UNIT-TWO DRAWER 75"w x 24"d x 11"h	336-DRAWER UNIT-THREE DRAWER 75"w x 27"d x 11"h	316-ROLLING STORAGE UNIT 37"w x 42"d x 11"h	311-NIGHTSTAND 17"w x 17"d x 23"h	321-TWO DRAWER CHEST 17"w x 17"d x 23"h	331-THREE DRAWER CHEST 32"w x 19"d x 31"h
					
341-FOUR DRAWER CHEST 32"w x 19"d x 37"h	351-FIVE DRAWER CHEST 32"w x 19"d x 46"h	361-SIX DRAWER CHEST 32"w x 19"d x 46"h	332-THREE DRAWER DRESSER 39"w x 19"d x 31"h	362-DOUBLE DRESSER 61"w x 19"d x 31"h	473-BLANKET CHEST 32"w x 21"d x 22"h
					
421-BOOK STAND 15"w x 17"d x 25"h	711-SINGLE WARDROBE 21"w x 20"d x 67"h	721-DOUBLE WARDROBE 40"w x 20"d x 67"h	731-DOUBLE WARDROBE WITH SHELVES 40"w x 20"d x 67"h	741-DOUBLE WARDROBE WITH DRAWERS 40"w x 20"d x 67"h	750-CUSTOM WARDROBES (Your Specifications)

Mattresses, Box Springs, and Platforms are not included in price of bedroom furniture.

Furniture Features...

- five different chest sizes – 2-, 3-, 4-, 5- and 6-drawer styles
- two different dresser sizes – 3- and 6-drawer (double) styles
- four standard wardrobe sizes – 1 single and 3 double styles
- mortise and tenon construction for added strength in all wardrobes
- wooden hanging bar as a standard feature in all wardrobes
- an optional J-bar for hanging clothes is available for wardrobes
- french dovetail construction in all drawers for added strength
- drawer backs that are raised to provide positive stops when opening
- recessed pulls on drawers which eliminates handles that break

	
811-SMALL FRAMED MIRROR 27"w x 2"d x 36"h	812-LARGE FRAMED MIRROR 24"w x 2"d x 55"h

ASK US

We can add a 270 degree hinge to any wardrobe door.

Study and Recreation


Open Desk (#511), Two Position Dining Chair-Side with fabric seat and back (#116.2), Computer Hutch Top (#413), Pedestal (#333) and Large Bookcase (#461)

Desks, Bookcases, Entertainment Centers and Carts...

With CSD furniture, you will be able to customize your study areas with a variety of features and furniture choices. These include computer hutch tops with adjustable shelving, keyboard/pencil drawers and study carrels with optional lights and corkboard backs. We offer both a large and small size desk. The three-drawer pedestal will fit underneath the large desk. Easy-to-clean laminate finishes are an option for all desk tops. All the dining room chairs we manufacture fit every desk style. The dining tables and chairs are also good fits in a study area or library.

For your recreation areas, CSD has a TV cart and video cabinet to go with our large selection of comfortable seating groups. The two- and four-seat tables and chairs are perfect for use in game rooms. Our entertainment center can be assembled with either a drawer or shelf bottom unit. Video cabinet doors have 270 degree hinges to provide unobstructed TV viewing.















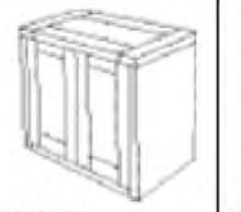

Whether the setting is for study or recreation our designs and construction hold up in your areas of heaviest use. CSD provides such a complete range of products that you can easily furnish these spaces both economically and stylishly.



Keyboard/Pencil Drawer (#521)

ASK US

*Does your desk need extra protection?
CSD can add a lacquer
finish or laminate inlay to any
desk top.*

					
511 - OPEN DESK 43"w x 25"d x 30"h	541 - STUDENT DESK 30"w x 25"d x 30"h	333 - PEDESTAL 15"w x 21"d x 28"h	333T - PEDESTAL TOP 15"w x 21"d x 1"h	413 - COMPUTER HUTCH TOP 41"w x 16"d x 24"h	412 - STUDY CARREL 41"w x 15"d x 23"h
					
414 - MONITOR SHELF (WITH OPTIONAL KEYBOARD DRAWER) 17"w x 18"d x 9"h	521DRW - PENCIL DRAWER 22"w x 11"d x 2"h	461 - LARGE BOOKCASE 40"w x 13"d x 66"h	441 - SMALL BOOKCASE 40"w x 13"d x 36"h	481 - VIDEO CABINET 39"w x 28"d x 51"h inside dimensions: 32"w x 25"d x 25"h	821 - TV CART 38"w x 26"d x 38"h inside width: 34.5"
					
		400 - ENTERTAINMENT CENTER 58"w x 22"d x 60"h	442 - BASIC ENTERTAINMENT UNIT 29"w x 22"d x 30"h	472 - DOOR ENTERTAINMENT UNIT 29"w x 22"d x 30"h	334 - DRAWER ENTERTAINMENT UNIT 29"w x 22"d x 30"h

Furniture Features...

- recessed pulls on drawers mean there are no handles that can break
- a keyboard drawer can be added to any desk
- video cabinet doors have 270 degree hinges
- an entertainment center with your choice of shelves, either with or without doors, and drawers
- laminate as an optional desk top finish
- a large storage drawer as part of the video cabinet
- multiple accessory parts that can be added as an option to our large desk
- bookcases in both large and small sizes

ASK US

Do you need a video cabinet with more drawers or an extra shelf?

CSD will custom build items to meet your specifications.



Front: Four Seat Dining Table (#261) and Dining Chair-Side with fabric seat and back (#116)
Back: TV Cart (#821), Pickett Loveseat (#122) and Pickett Chair (#112)

Standard Features and Options

CSD offers you great standard features, but also optional features that satisfy many special institutional requirements. For more information on these options, or if you have additional needs, call our sales representatives at 215-357-3997.



Handles – The recessed pulls on drawers mean handles that can not break.

Fluid Proof Liner (optional) – Our staph check liners are designed to protect your

furniture from urine and spills. The zippered liner can easily be removed and cleaned.



Drawer Construction – All A Board utilizes a French dovetail construction method that will enable your drawers to withstand years of use.

Security Cables (optional) – Aircraft security cables positively secure cushions to the frame of the furniture for safety. May be unlocked for easy removal.




Mortise and Tenon Joints – All our wardrobes utilize a mortise and tenon construction for added strength.

Mirrors – Our mirrors are available in glass or optional shatter-proof plexiglass.



Adjustable Levelers – This feature is great for leveling furniture and protecting most floor surfaces.



Wooden Hanging Bar – A standard feature on all wardrobes.

Wooden Hanging J-Bar (optional) – Available feature for all wardrobes.

