



SF8001



SF8201



SF8301



SF8001



SF8001

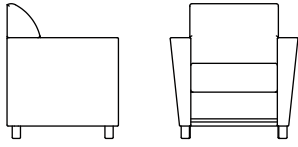


SF8201



SF8301

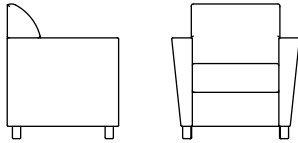
Puzzle cut interior frames and bolt-on arms, seat and back feature high-resiliency foam over sinuous wire springs. Double-needle stitching on all seams. Metal column leg is standard. Options include handle, aluminum cup holder and 12" diameter self-edged laminate tablet arm. Available with Eco-friendly fabric. (Shown above: SF8301)



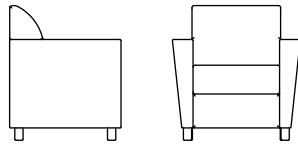
SF8001 University Chair w/Shelf
27"d x 31"w x 33.5"h
24.5" arm ht 19" seat ht

OPTIONS:

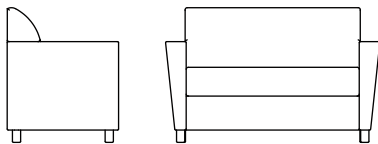
- Cal 133 compliance
- Moisture Barrier
- Handle
- Aluminum cup holder
- 12"dia tablet arm
- Wood round leg
- Nickel metal column leg
- Black metal column leg



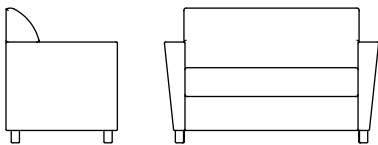
SF8201 University Chair, Open Front
27"d x 31"w x 33.5"h
24.5" arm ht 19" seat ht



SF8301 University Chair, Closed Front
27"d x 31"w x 33.5"h
24.5" arm ht 19" seat ht



SF8202 University Loveseat, Open Front
27"d x 52"w x 33.5"h
24.5" arm ht 19" seat ht



SF8302 University Loveseat, Closed Front
27"d x 52"w x 33.5"h
24.5" arm ht 19" seat ht