



SF4101N



SF4101

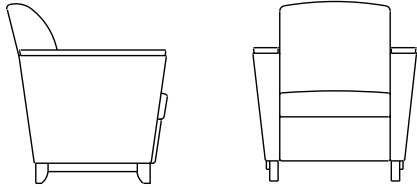


SF4102




SF4103

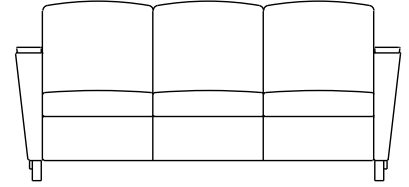
Solid hardwood and hardwood ply CNC puzzle cut interior frames. Removable/secure seat cushions feature high resiliency, institutional quality foam over arched tempered sinuous springs. Attached back cushions. Available with Bio-based foam and Eco-friendly fabrics.



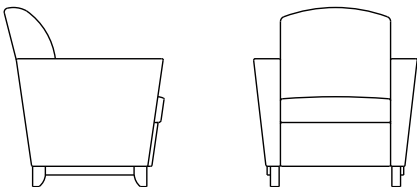
SF4101 Exeter Chair
31"d x 33"w x 35"h
26.25" arm ht 18" seat ht




SF4102 Exeter Two-Seat Sofa
31"d x 54"w x 35"h
26.25" arm ht 18" seat ht




SF4103 Exeter Three-Seat Sofa
31"d x 76"w x 35"h
26.25" arm ht 18" seat ht



SF4101N Exeter Chair
with Uphstered Arm
31"d x 33"w x 35"h
25" arm ht 18" seat ht



SF4102N Exeter Two-Seat Sofa
with Uphstered Arm
31"d x 54"w x 35"h
25" arm ht 18" seat ht



SF4103N Exeter Three-Seat Sofa
with Uphstered Arm
31"d x 76"w x 35"h
25" arm ht 18" seat ht

OPTIONS:

- CAL 133 compliance
- Moisture Barrier (for seat/back units(s) and sides)

Coordinating wood and solid surface tables available