



SFCT01



SFCT01

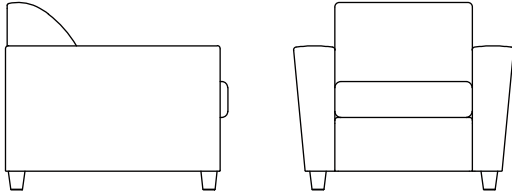


SFCT02



SFCT03

Solid hardwood and hardwood ply puzzle cut interior frames and bolt-on arms. Seat and back feature high-resiliency foam over sinuous wire springs. Seat cushions are loose and semi-attached with elastic and metal "D" hooks, while the back is a tight back design. Seat cushions are reversible and have replaceable covers. Product has single stitch seams throughout. Wood legs are wood screw attached. Available with Bio-based foam and Eco-friendly fabrics. (Shown above: SFCT02)

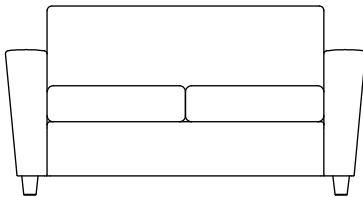


SFCT01 Collegetown Chair
 36"d x 37"w x 33"h
 24" arm ht 18" seat ht 22" seat depth

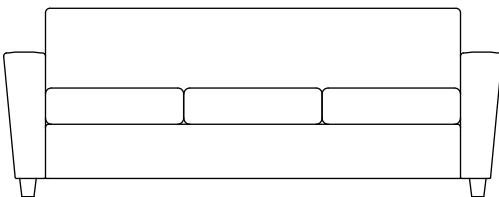
OPTIONS:

- Cal 133 compliance
- Moisture Barrier (for seat/back unit[s] and sides)

Coordinating wood and solid surface tables available



SFCT02 Collegetown Two-Seat Sofa
 36"d x 59"w x 33"h
 24" arm ht 18" seat ht 22" seat depth



SFCT03 Collegetown Three-Seat Sofa
 36"d x 81"w x 33"h
 24" arm ht 18" seat ht 22" seat depth